
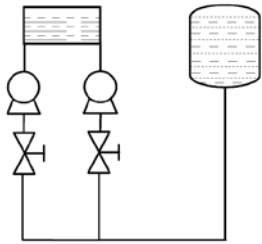
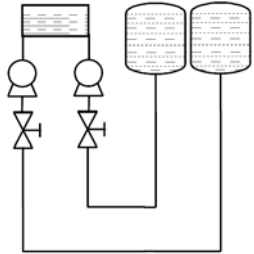
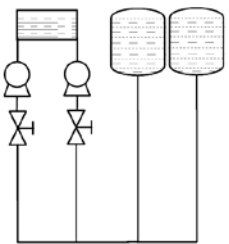
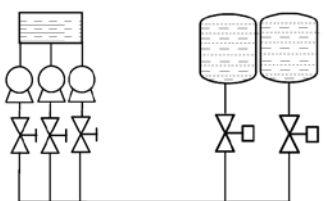


BOILER FEED PIPING ARRANGEMENTS

No.	Scheme	Boiler Feed Unit	Pump Capacity	Remarks	Electrical Options
1		Simplex	Single	One pump; one boiler; no standby pump	
2		Duplex	Single	Two pumps; one boiler; one pump is standby	For equal operation of pumps: manual transfer switch or automatic alternation is recommended
3		Duplex	Single	Two pumps; two boilers; one pump per boiler; no standby pump	
4		Duplex	Double	Each pump capacity is sufficient for two boilers. Feed water valves are required.	For equal operation of pumps: manual transfer switch or automatic alternation is recommended
5		Triplex	Single or Double	One pump standby. Feed water valves are required.	Manual transfer switch recommended for standby pump to be activated for either boiler.

Notes:

1. A check valve must be installed on each pump discharge.
2. Careful consideration should be given to provide standby operation and sufficient receiver capacity.
3. For boiler connection details, refer to the boiler manufacturer's information and piping diagrams.
4. Electrical controls shall be coordinated with boiler water level controller and feed water valve requirements.